

FIG. 1

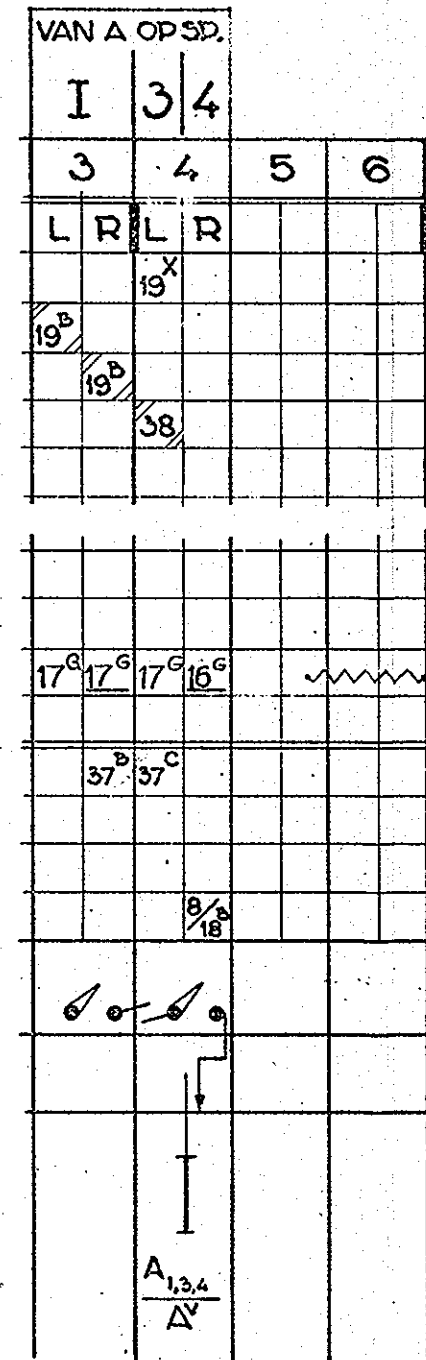


FIG. 2^b

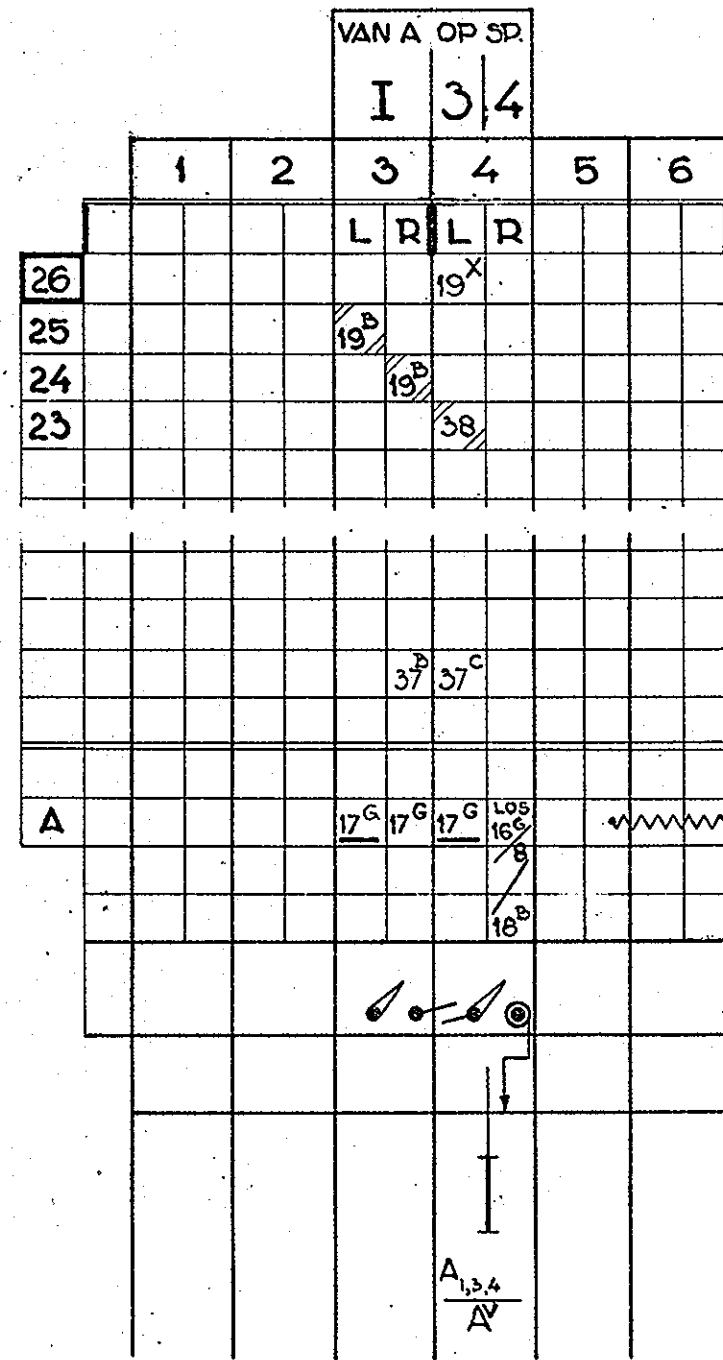


FIG. 2^c

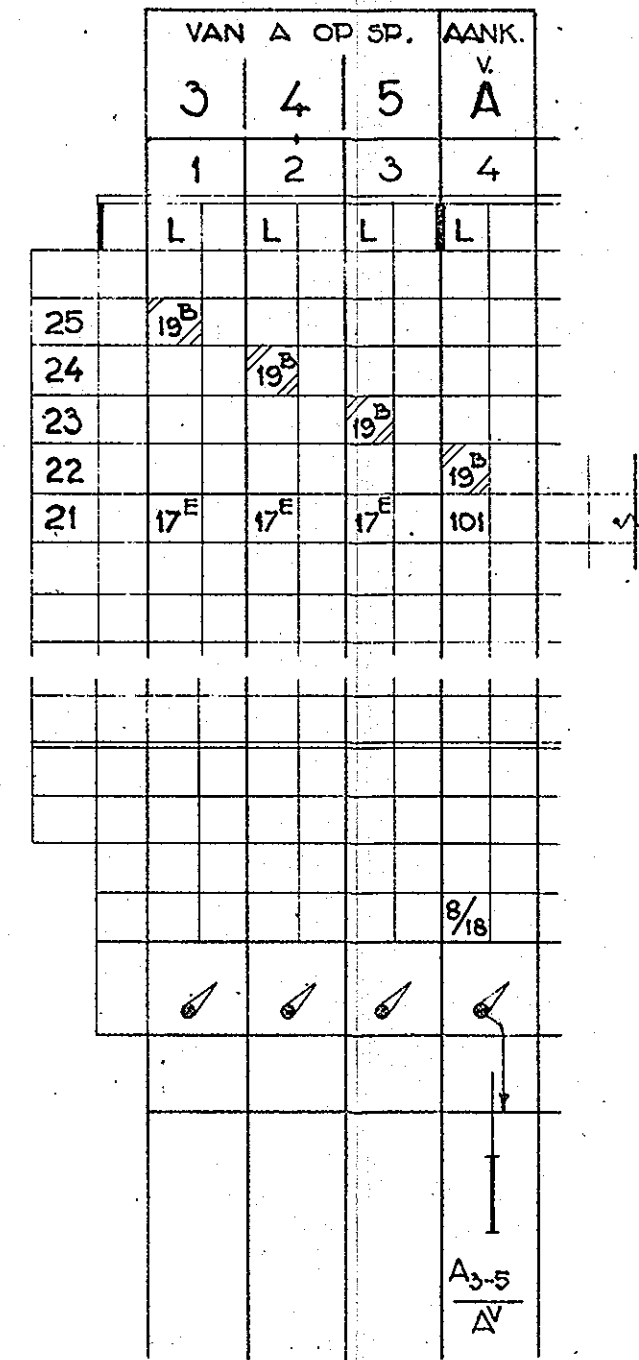


FIG. 3^b

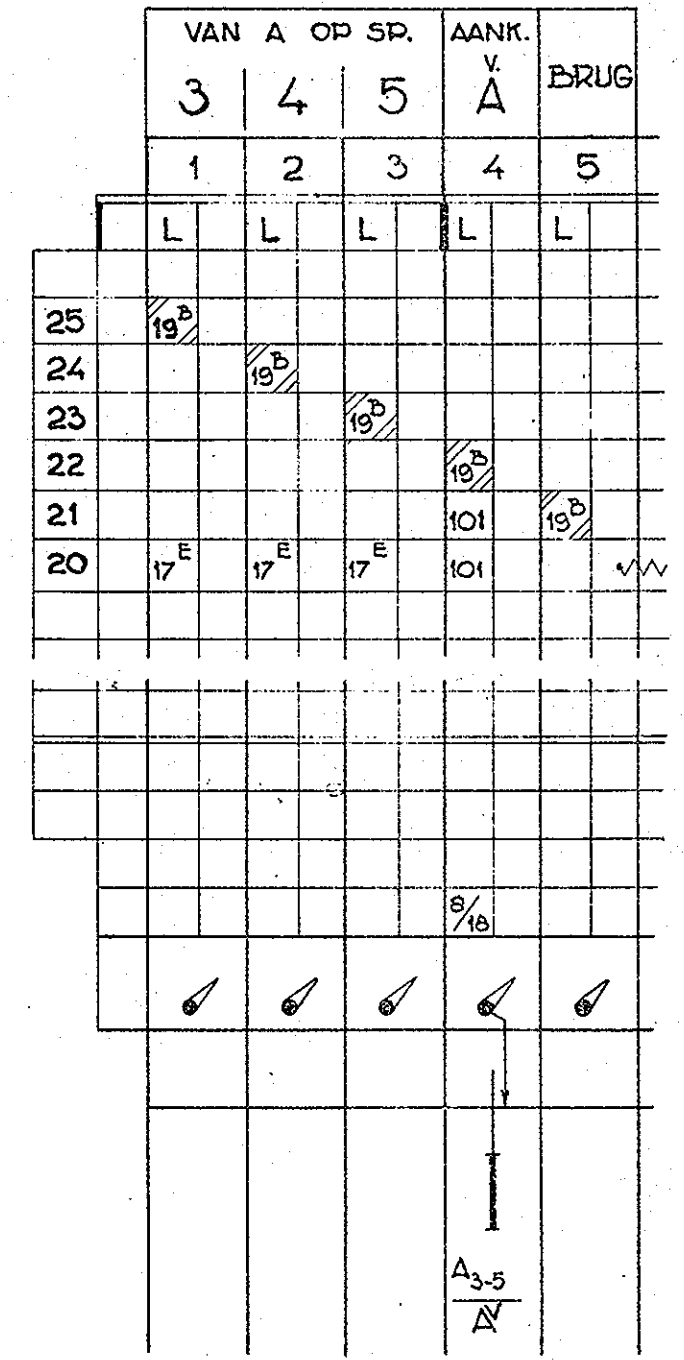


FIG. 4^b

	SEIN	KR	3	4 ^L	4 ^R
VAN A OP SP. I	A _{1,3,4} /A ^v	3	3	4 ^L	4 ^R
" " " " 3	A _{1,3,4} /A ^v	4 ^L	4 ^L	4 ^L	4 ^R
" " " " 4	A _{1,3,4} /A ^v	4 ^R	4 ^R	4 ^R	4 ^R

FIG. 2^a

	SEIN	KR	1	2	3	4	5	6	7
VAN A OP SP. 3		1	1	2	3	4	5	6	7
" " " " 4		2	2	3	4	5	6	7	7
" " " " 5		3	3	4	5	6	7	7	7
AANK. V. A	A ₃₋₅ /A ^v	4	4	5	6	7	7	7	7

FIG. 3^a

	SEIN	KR	1	2	3	4	5	6	7
VAN A OP SP. 3		1	1	2	3	4	5	6	7
" " " " 4		2	2	3	4	5	6	7	7
" " " " 5		3	3	4	5	6	7	7	7
AANK. V. A	A ₃₋₅ /A ^v	4	4	5	6	7	7	7	7
BRUG		5	5	6	7	7	7	7	7

FIG. 4^a